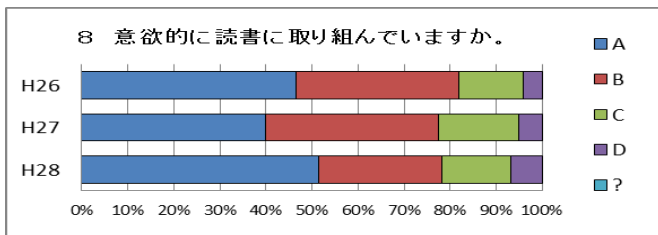
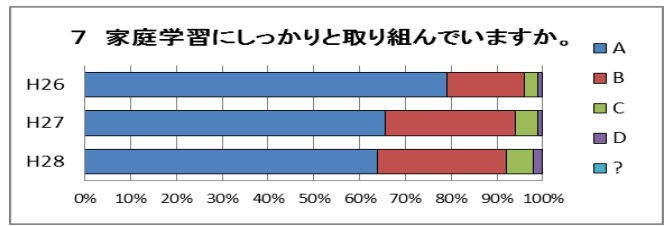
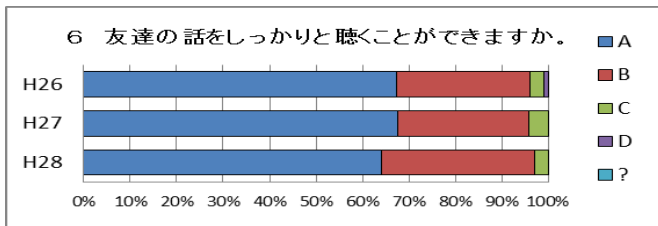
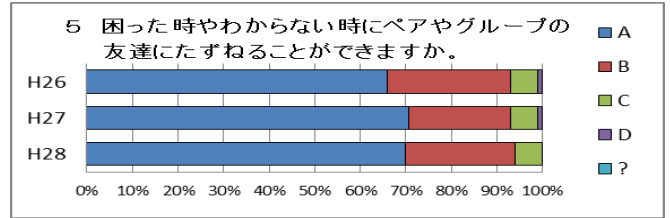
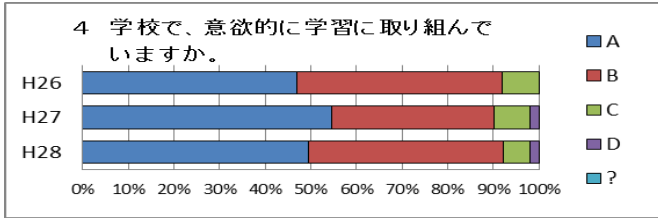
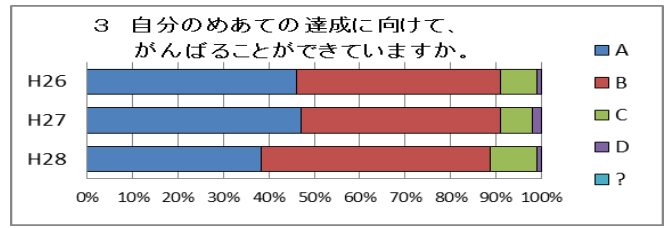
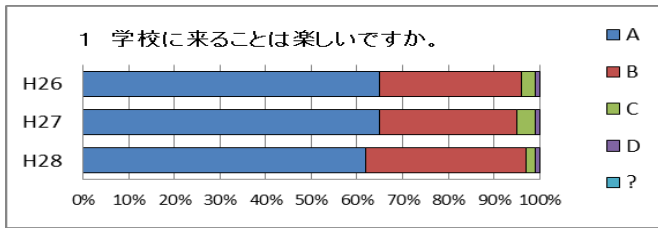


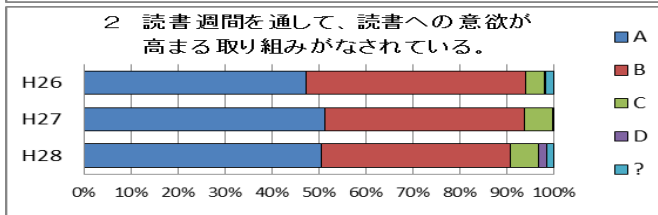
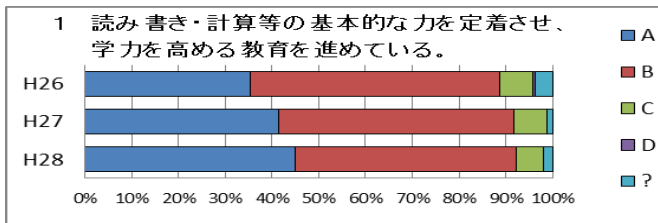
～児童アンケートより～



H28
児童アンケート
データ

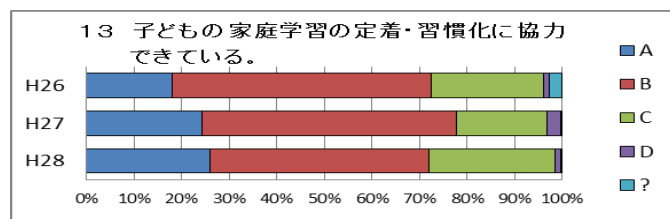
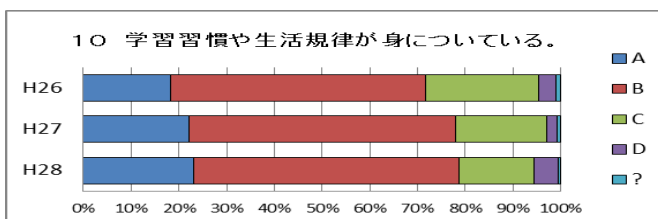
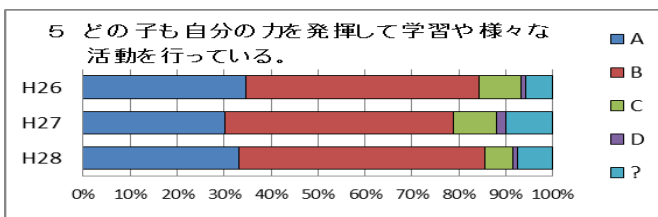
	A	B	C	D
1	62%	35%	2%	1%
3	38%	50%	10%	1%
4	50%	43%	6%	2%
5	70%	24%	6%	0%
6	64%	33%	3%	0%
7	64%	28%	6%	2%
8	52%	27%	15%	7%

～保護者アンケートより～



H28 保護者
アンケート
データ

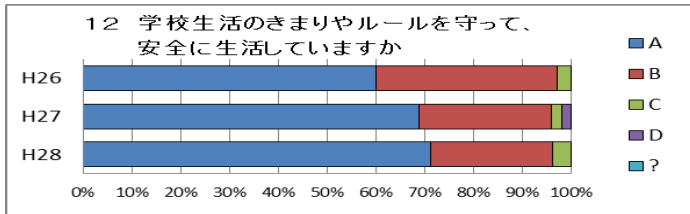
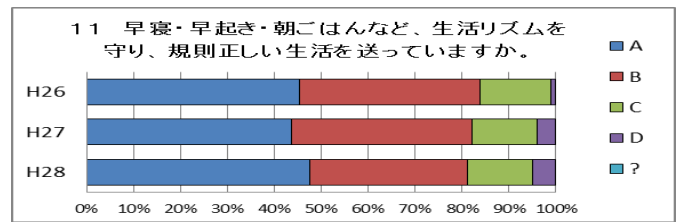
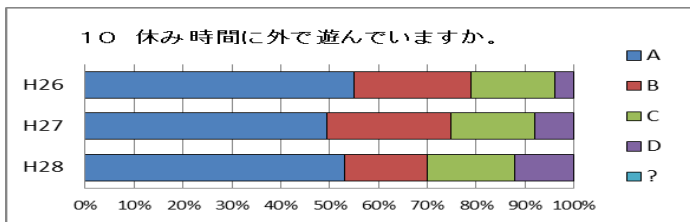
	A	B	C	D	E
1	45%	47%	6%	0%	2%
2	51%	41%	6%	2%	2%
5	33%	53%	6%	1%	8%
10	23%	56%	16%	5%	0%
13	26%	46%	27%	1%	0%



【健康安全教育】

H28 年度学校アンケート結果資料 2

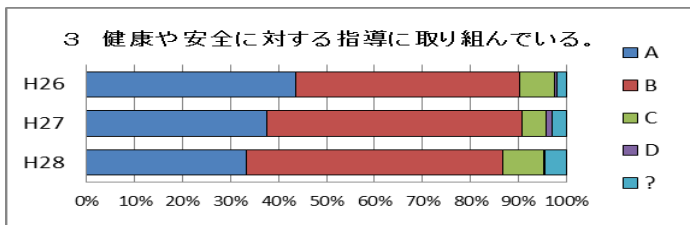
～児童アンケートより～



H28
児童アンケート
データ

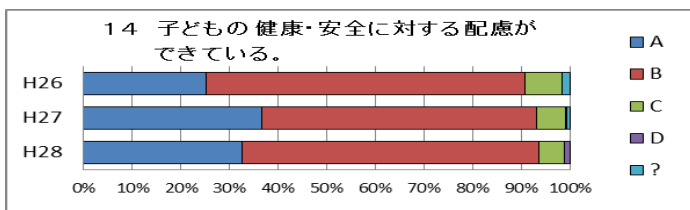
	A	B	C	D
10	53%	17%	18%	12%
11	48%	34%	14%	5%
12	71%	25%	4%	0%

～保護者アンケートより～



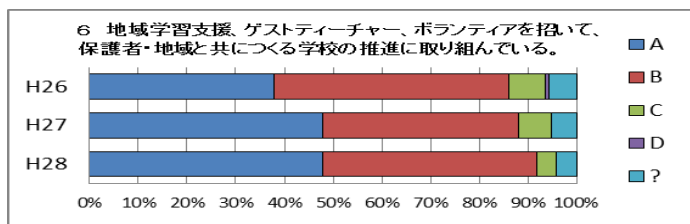
H28 保護者
アンケート
データ

	A	B	C	D	E
3	33%	54%	8%	0%	4%
14	33%	61%	5%	1%	0%



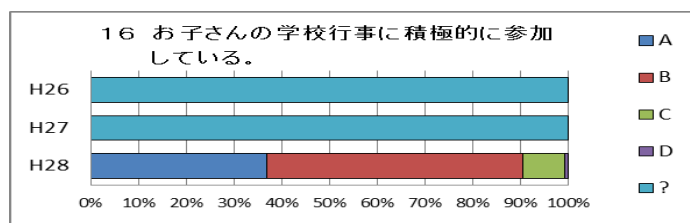
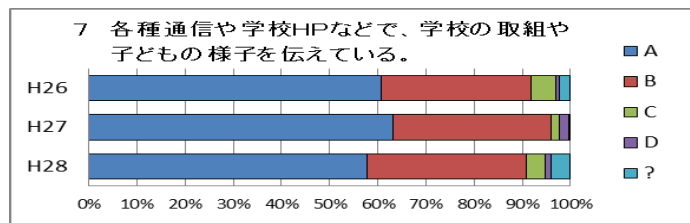
【家庭・地域との連携】

～保護者アンケートより～



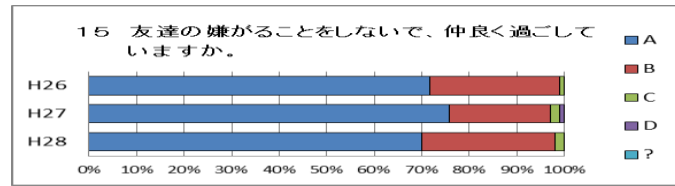
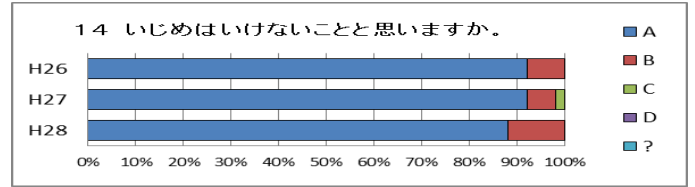
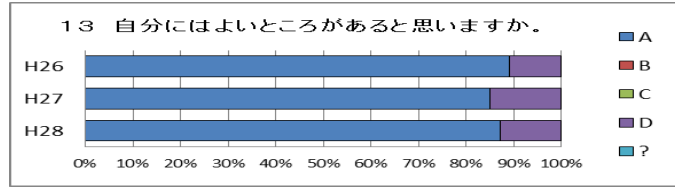
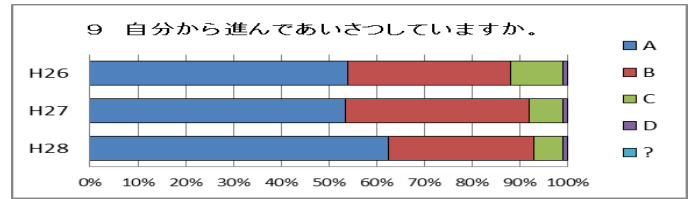
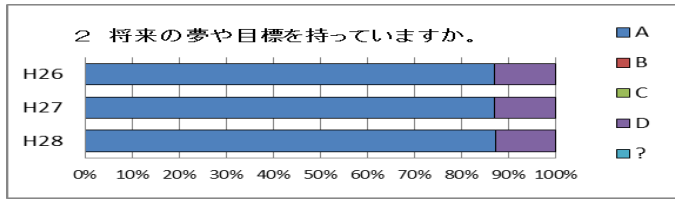
H28 保護者
アンケート
データ

	A	B	C	D	E
6	48%	44%	4%	0%	4%
7	58%	33%	4%	1%	4%
16	37%	54%	9%	1%	0%



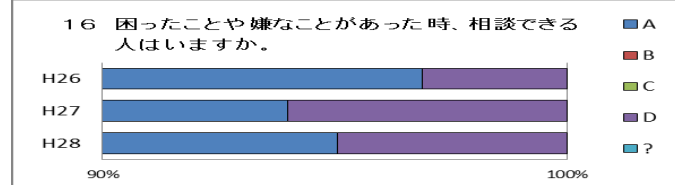
28年度より新しく加わった質問項目のため、26年度、27年度の回答はありません。

～児童アンケートより～

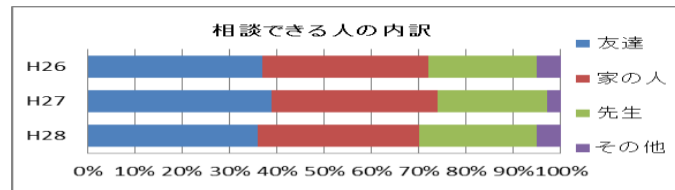


	A	B	C	D
2	88%			13%
9	63%	31%	6%	1%
13	87%			13%
14	88%	12%	0%	0%
15	70%	28%	2%	0%
16	96%			5%
	36%	34%	25%	5%

H28 保護者アンケートデータ



	A	B	C	D	E
4	27%	52%	12%	1%	9%
8	65%	32%	2%	0%	0%
9	26%	53%	20%	3%	0%
11	49%	42%	9%	0%	1%
12	47%	40%	11%	3%	0%
15	42%	50%	7%	2%	0%



H28 児童アンケートデータ

～保護者アンケートより～

